



# ARROW DOORS

## EXTERIOR STEEL



Innovation At Your Doorstep



DEAR  
**CUSTOMER**

---

Thank you for choosing us. At Arrow Doors, we believe in the power of customization and the value it brings to each unique project. Your satisfaction is our priority, and we are dedicated to delivering products that exceed your expectations. We are proud to be one of the few brands which offer tailor-made products. We design every steel door taking into account the most sophisticated expectations so that you can enjoy a reliable product for decades. We appreciate your trust in our craftsmanship and look forward to serving you with reliable products you can enjoy for decades.

*Arrow Doors Team*

# INDEX

---

COLORS	4
TYPES OF FINISH	5
DOOR STRUCTURE	6
<hr/>	
ALTA	8
AMBERG	8
ARENDAL	8
BAZYLEA	9
BIENE	9
EBERN	9
FRYBURG	10
HORN	10
KELLA	10
KREBEN	11
LANGEN	11
LEIMEN	11
LUCERNA	11
LEOBEN	12
LINDEN	12
LUTTER	12
MELK	13
MURTER	13
RODING	13
ROTTERDAM	13
SAMEDAN	14
SELTERS	14
SINGEN	14
SION	15
SOLID	15
TREBUR	15
UTRECHT	15
WELS	16
WIENER	16
<hr/>	
GLAZING UNIT	17
HARDWARE CONFIGURATION	18
ACCESSORIES	19

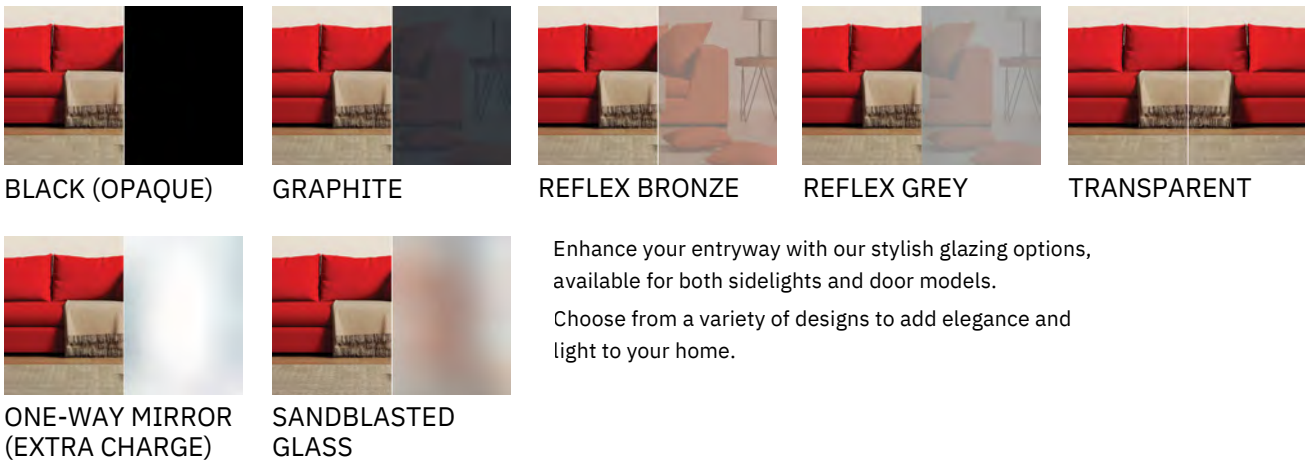
# COLORS

PVC Veneer, engineered for outdoor applications, offers exceptional durability against varying weather conditions and UV radiation.

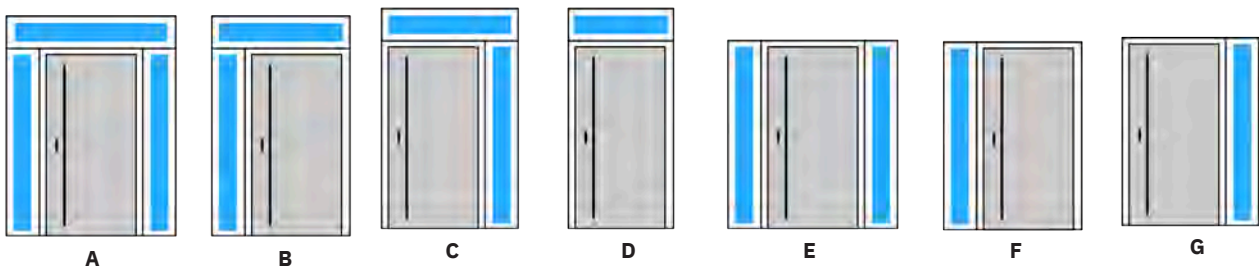
**5** years of  
WARRANTY  
FOR THE VENEER



## WINDOW GLAZING



## SIDELIGHTS: CUSTOM CONFIGURATIONS

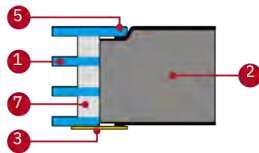


These stylish additions not only elevate your home's curb appeal but also bring in natural light, creating a warm and inviting entryway.

# TYPES OF FINISH

## PLAIN FINISH

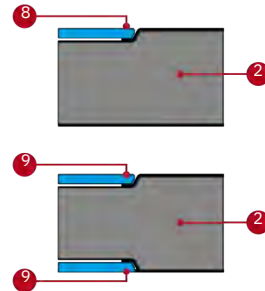
Decorative package, with glass flush with the leaf surface only on the exterior side.



Panel flush with the surface of the leaf made of black glass.



Panel flush with the surface of the leaf made of lacquered black glass.

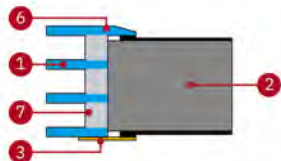


## LABEL FINISH

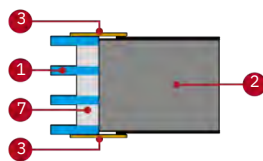
The decorative panel placed on the surface of the leaf creating a delicate 3D effect.



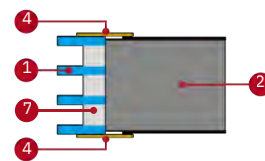
Panel with a thickness of 5 mm made of black glass with chamfering.



Panel with a thickness 2 mm painted black.



Panel with a thickness 2 mm in an INOX finish.



## STAMP FINISH

Attractive embossing made in the leaf surface forming a clear pattern.



Double-sided embossing width 10 mm, depth 2 mm.




Double-sided embossing width 25 mm, depth 2 mm.



Double-sided embossing, 25 mm wide, with an inlay in INOX finish or painted black. The inlay can be on one or both sides. It can be flush with the leaf surface (STAMP) or attached to a flat surface (LABEL).

## FRAME FINISH

Aesthetically pleasing double-sided profiled strip glued to the door leaf. Made of aluminum and finished in the door leaf decor or black.



Double-sided profiled molding, width 51 mm, height 19 mm.



Double-sided profiled molding, width 51 mm, height 19 mm.

- 1 glazing unit
- 2 leaf
- 3 decorative panel made of stainless steel painted black bonded to the surface of the leaf
- 4 decorative panel made of stainless steel in INOX finish bonded to the surface of the leaf
- 5 glass flush with the surface of the leaf, which can only be located at the rebate side
- 6 glass with typical chamfer bonded to the surface of the leaf
- 7 black spacer bar
- 8 a decorative panel always flush with the outside of the house made of black painted glass, so-called Lacobel
- 9 a flush decorative panel made of black painted glass, so-called Lacobel

# DOOR STRUCTURE

**S** solid strike plate with pressure adjustment

**S** multipoint lock

**D** multipoint lock with the top lock

**S** standard, included in door price

**D** optional at extra charge

**S** three-stage hinges with 3D adjustment, hinge covers in black, silver or old gold

**S** aluminium door frame

**D** drop down gasket

**S** 4 hinge security bolts

**S** warm aluminium threshold and fourth rebate in the lower part of the leaf

## THERMAL PROFILES

**64**  
THERMO



**78**  
THERMO



**78**  
THERMO  
HOT



**88**  
THERMO  
HOT





# ALTA



ALTA 1

ALTA 2

ALTA 3

ALTA 5

ALTA 6

# AMBERG



AMBERG 1

AMBERG 2

AMBERG 3

AMBERG 4

# ARENDAL



ARENDAL 1

ARENDAL 2

ARENDAL 5

ARENDAL 6

ARENDAL 10

# BAZYLEA

LABEL OPTIONS  



BAZYLEA 1

BAZYLEA 2

BAZYLEA 3

BAZYLEA 4

BAZYLEA 5

# BIENE

STAMP & LABEL OPTIONS



BIENE 1

BIENE 2

BIENE 3

BIENE 4

# EBERN

LABEL OPTIONS  



EBERN 1

EBERN 2

EBERN 3

EBERN 4

EBERN 5

# FRYBURG

LABEL OPTIONS



FRYBURG 3



FRYBURG 4



FRYBURG 5



FRYBURG 6

# HORN

LABEL OPTIONS



AVAILABLE FOR HORN 4 & 5



HORN 1



HORN 2



HORN 4



HORN 5

# KELLA

STAMP OPTIONS



KELLA 1



KELLA 2



KELLA 3



KELLA 4

## KREBEN

LABEL  
OPTIONS



## LUCERNA

LABEL  
OPTIONS



KREBEN 1

KREBEN 2

LUCERNA 1

LUCERNA 2

## LANGEN

LABEL  
OPTIONS



LANGEN 1

LANGEN 2


LANGEN 6

LANGEN 7

LANGEN 8

## LEIMEN

LABEL  
OPTIONS



LEIMEN 1

LEIMEN 2

LEIMEN 3

LEIMEN 4

LEIMEN 5

# LEOBEN


LABEL  
OPTIONS



LEOBEN 1



LEOBEN 2



LEOBEN 3



LEOBEN 4

# LINDEN

LABEL  
OPTIONS



LINDEN 1



LINDEN 2



LINDEN 3



LINDEN 4



LINDEN 5

# LUTTER

STAMP  
OPTIONS



LUTTER 1

# MELK

LABEL  
OPTIONS



MELK 1

MELK 2

# RODING

LABEL  
OPTIONS



RODING 1

RODING 2

# MURTER

LABEL  
OPTIONS



MURTER 1

MURTER 2

MURTER 3

MURTER 4

MURTER 5

# ROTTERDAM

LABEL  
OPTIONS



ROTTERDAM 1

ROTTERDAM 2

ROTTERDAM 3

ROTTERDAM 4

# SAMEDAN

LABEL  
OPTIONS



SAMEDAN 1

SAMEDAN 2



SAMEDAN 3

SAMEDAN 4

SAMEDAN 5

# SELTERS

LABEL  
OPTIONS



SELTERS 2

SELTERS 3



SELTERS 4

SELTERS 5

SELTERS 7

# SINGEN

LABEL  
OPTIONS



SINGEN 1

SINGEN 2

SINGEN 3

SINGEN 5

SINGEN 6

## SION

LABEL  
OPTIONS




SION 1

SION 2

## SOLID

LABEL  
OPTIONS




SOLID

SOLID

## TREBUR

LABEL  
OPTIONS



TREBUR 1

TREBUR 2

TREBUR 7

TREBUR 8

TREBUR 10

## UTRECHT

LABEL  
OPTIONS



UTRECHT 1

UTRECHT 2

UTRECHT 3

UTRECHT 4

UTRECHT 5

# WELS

LABEL OPTIONS  
 LABEL BLACK  
 LABEL INOX



WELS 1



WELS 2



WELS 4



WELS 5



WELS 7

# WIENER

LABEL OPTIONS  
 LABEL BLACK  
 LABEL INOX  
 LABEL GLASS  
 PLAIN GLASS


AVAILABLE FOR  
WIENER 1 & 2




WIENER 1



WIENER 2

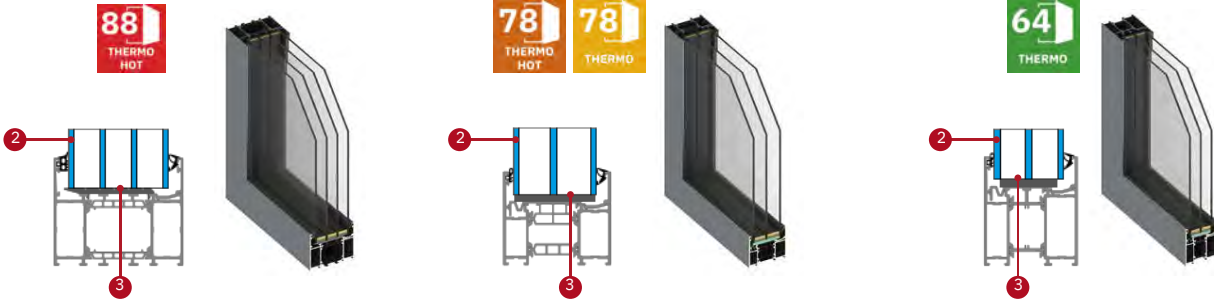


WIENER 3

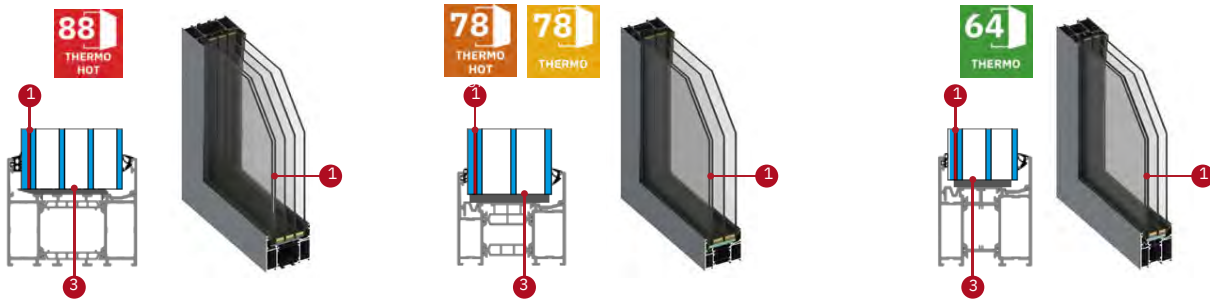


# GLAZING UNIT

## GLAZING UNITS – STANDARD GLASS



## GLAZING UNITS – P4 BURGLAR-PROOF GLASS (extra charge)




- ① laminated burglar-proof glass P4
- ② glass
- ③ insulation spacer bars, black



		HEAT INSULATION U (Btu/h·ft <sup>2</sup> ·F)	
		FULL DOORS	DOORS WITH GLAZING
THERMO HOT	88	0.106	0.178
THERMO HOT	78	0.110	0.125
THERMO	78	0.113	0.127
THERMO	64	0.136	0.155

## THERMAL INSULATION OPTIONS



# HARDWARE CONFIGURATIONS

---

METHOD A



HANDLE - HANDLE

METHOD B



HANDLE - PULL BAR

METHOD C



DOOR PULL - PULL BAR

---

## DOOR OPENING DIRECTION

LEFT  
HAND  
SWING

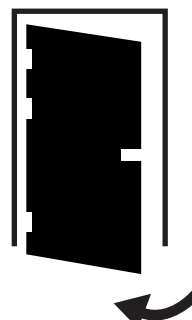


LEFT-HAND  
OUT-SWING



LEFT-HAND  
IN-SWING

RIGHT  
HAND  
SWING



RIGHT-HAND  
OUT-SWING



RIGHT-HAND  
IN-SWING

# ACCESSORIES

## HANDLES



PASA Handle Knob  
Inox, Black, Old Gold F4  
Method A | B



CERTUS Handle Knob  
Inox, Black  
Method A | B



PASA Handle  
With Slim Rosette  
Inox, Black, Old Gold F4  
Method B



CERTUS Handle  
With Slim Rosette  
Inox, Black,  
Method B

## PULL BAR

\*Pull bar with light for extra charge only in K35, KK35, KP



K35 Door Pull Handle Inox  
Stainless Steel | Black  
Method B | C

length 180 cm (70 inch)  
length 160 cm (63 inch)  
length 120 cm (47 inch)  
length 60 cm (23 inch)



KK35 Door Pull Handle  
Inox Stainless Steel | Black  
Method B | C

length 180 cm (70 inch)  
length 160 cm (63 inch)  
length 120 cm (47 inch)  
length 60 cm (23 inch)



KP Door Pull Handle Inox  
Stainless Steel | Black  
Method B | C

length 180 cm (70 inch)  
length 160 cm (63 inch)  
length 120 cm (47 inch)  
length 60 cm (23 inch)



KPL2 Door Pull Handle  
Inox Stainless Steel | Black  
Method B | C

length 180 cm (70 inch)  
length 160 cm (63 inch)  
length 120 cm (47 inch)  
length 60 cm (23 inch)



P6K Door Pull Handle  
Inox Stainless Steel | Black  
Method B | C

length 120 cm (47 inch)  
length 60 cm (23 inch)



OP Door Pull Handle Inox  
Stainless Steel | Black  
Method B | C

length 180 cm (70 inch)  
length 160 cm (63 inch)  
length 120 cm (47 inch)  
length 60 cm (23 inch)

[www.arrow-doors.com](http://www.arrow-doors.com)  
email: [sales@arrow-doors.com](mailto:sales@arrow-doors.com)  
phone: 224-285-0555

**Visit one of our locations:**

2311 Touhy Ave,  
Elk Grove Village, IL 6007

1609 S. Randall Road, Unit D  
Algonquin, IL 60102

**We speak English and Polish**



**ARROW**  
**DOORS&WINDOWS**

We Open Possibilities

**FOLLOW US  
ON FACEBOOK**

