



ARROW DOORS

WINDOW & TERRACE SYSTEMS



Innovation At Your Doorstep

A modern, two-story house with a mix of light and dark grey concrete and white walls. Large windows with dark frames and horizontal blinds are visible on both floors. A balcony with a glass railing is on the upper floor. The house is set against a backdrop of a cloudy sky and green grass in the foreground.

DEAR CUSTOMER

Thank you for choosing us. At Arrow Doors, we believe in the power of customization and the value it brings to each unique project. Your satisfaction is our priority, and we are dedicated to delivering products that exceed your expectations.

We are proud to be one of the few brands which offer tailor-made products. We design every window taking into account the most sophisticated expectations so that you can enjoy a reliable product for decades.

We appreciate your trust in our craftsmanship and look forward to serving you with reliable products you can enjoy for decades.

Arrow Doors Team



INDEX

PVC WINDOWS

IGLO EDGE	4
IGLO PREMIER AND EXT	5
IGLO ENERGY COLLECTION	6
IGLO ENERGY ALUCOVER	7
IGLO 5 COLLECTION	8
IGLO LIGHT	9

PVC TERRACE SYSTEMS

IGLO-HS AND ALUCOVER	10
IGLO AND IGLO EDGE SLIDE	11

ALUMINIUM WINDOWS

MB-86N SI MB-79N SI	12
DUOLINE COLLECTION	13

ALUMINIUM TERRACE SYSTEM

MB-77HS HI AND MONORAIL	14
MB SLIDE AND FOLD	15

EXTRAS

ALUMINIUM COLORS	16
PVC COLORS	17
GLASS PANES	18
FITTINGS	19
BALCONY THRESHOLDS	20
VENTILATION	21
HANDLES	22

ROLLER SHUTTERS

ADAPTIVE ROLLER SHUTTERS	23
RN-TOP MOUNTED	24
RS-TOP MOUNTED	25
ROLLER SHUTTER COLORS	26
SMART HOME	27

IGLO EDGE

PVC WINDOW



SYSTEM STRUCTURE



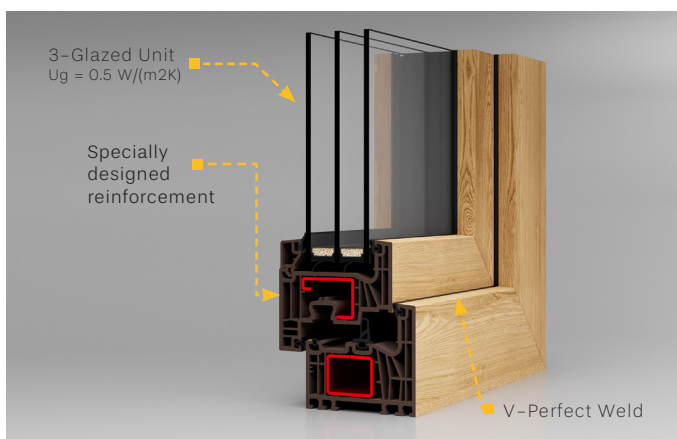
82 mm
Installation Depth



$U_w = 0.14 \text{ BTU}/(\text{hft}^2\text{F})$
Thermal Transmittance



Opening Direction
Inwards



Standard:

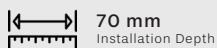
- Double-chamber glazing package $U_g = 0.5 \text{ W}/(\text{m}^2\text{K})$.
- Swisspacer Ultimate plastic warm frame.
- V-perfect weld.
- 4 anti-theft strikers according to the size of the sash and the hardware system.
- Microventilation.
- DUBLIN aluminium window handle.
- Handle misplacement locking mechanism.
- Perimeter, glazing and central gaskets in black or grey.
- Filling of the lower hardware groove.
- Sill trim.
- Wide selection of pvc veneer colours.
- 3 profile colours to choose from: white, brown or anthracite.
- V-Perfect Welding.

IGLO EXT AND PREMIER

PVC WINDOW



SYSTEM STRUCTURE



70 mm
Installation Depth

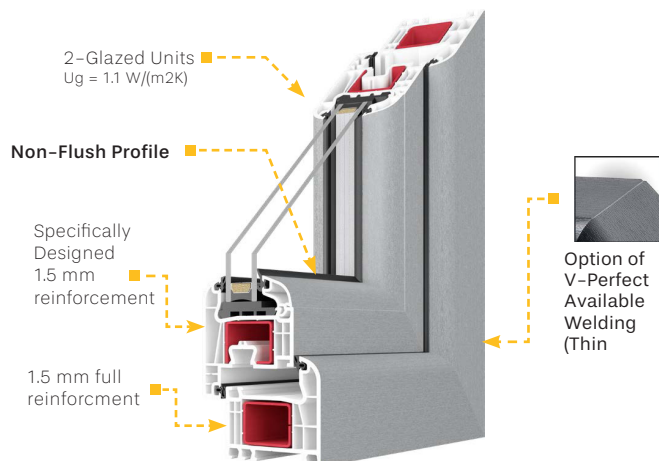


$U_w = 0.16 \text{ BTU}/(\text{hft}^2\text{F})$
Thermal Transmittance



Opening Direction
Outwards

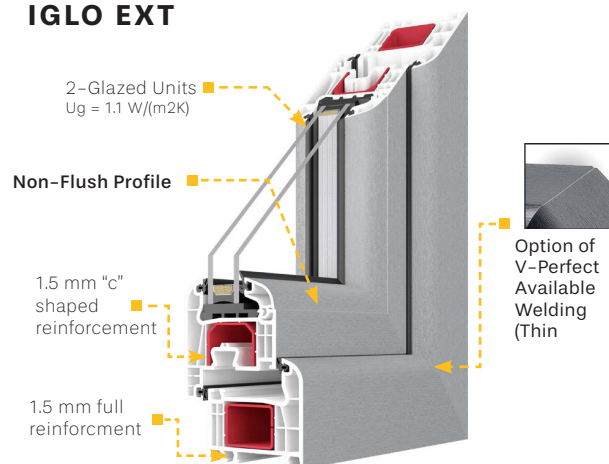
IGLO PREMIER



Standard:

- Scissor hinges (invisible when the window is closed), double roller DM20 bolt for full (airtight) locking or locking with trickle ventilation.
- Anti-theft protection.
- Hinge covers available in 4 colors: white, silver, light brown and brown.
- Aluminium handle.
- **2-glazed (1-chamber) units** infilled with argon gas with $U_g = 1.1 \text{ W}/(\text{m}^2\text{k})$.
- Glass-pane spacer made of galvanised steel.
- **2 EPDM gaskets** in black (both external and internal).
- Gasket filling the lower fittings groove.
- **1.5 mm** full (closed) steel frame reinforcement and specially designed steel sash reinforcement profile.
- Profile core in white.
- 5-chamber PVC under-sill trim with gasket.

IGLO EXT



Standard:

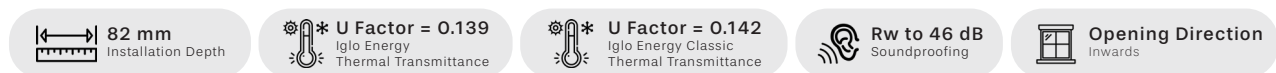
- Concealed MACO Multi-Power fittings in the window (invisible hinges when the window is closed), door fittings on balcony windows.
- Aluminium handle with double-sided insert.
- **2-glazed (1-chamber) units** infilled with argon gas with $U_g = 1.1 \text{ W}/(\text{m}^2\text{k})$.
- Glass-pane spacer made of galvanised steel.
- **2 EPDM gaskets** in black (both external and internal).
- Gasket filling the lower fittings groove.
- **1.5 mm** full (closed) steel frame reinforcement in the "c" shape.
- Profile core in white.
- 5-chamber PVC under-sill trim with gasket.

IGLO ENERGY COLLECTION

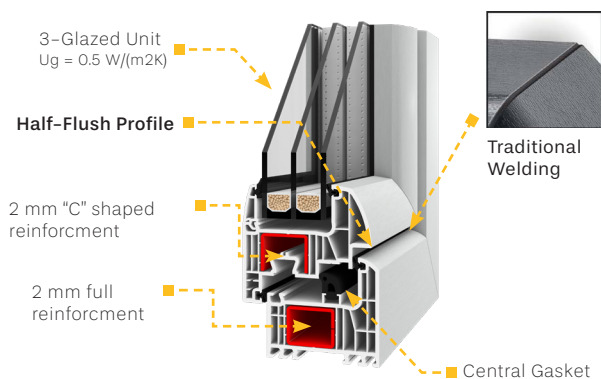
PVC WINDOW



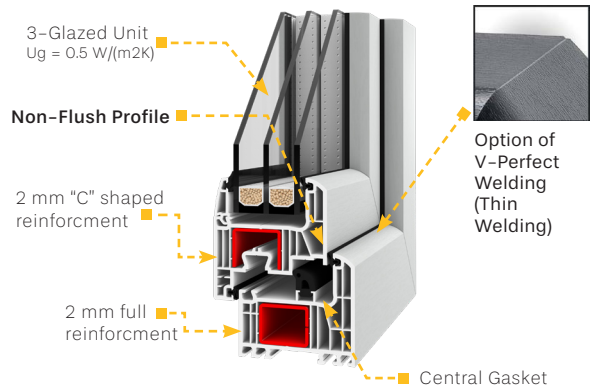
SYSTEM STRUCTURE



IGLO ENERGY



IGLO ENERGY CLASSIC



Standard:

- MACO MULTI-MATIC KS fittings, featuring **2 anti-theft strikers** with a sleek Silber-Look finish glass-pane spacer made of galvanized steel for enhanced durability.
- Sash lifter (lifting mishandling device- depending on the window height).
- **Microventilation** in tilt and turn windows.
- Hinge covers available in 4 colors: white, silver, light brown and brown.
- Aluminium handle.
- **3-glazed (2-chamber) units** infilled with argon gas with $U_g = 0.5 \text{ W/(m}^2\text{k)}$.
- Glass-pane spacer made of galvanised steel.
- **2 EPDM gaskets** in black (both external and internal) + 1 central gasket made of foamed EPDM.
- Gasket filling the lower fittings groove.
- **2 mm full (closed) steel reinforcement** for frame, "c" shaped steel sash reinforcement.
- Profile core in white.
- 5-chamber PVC under-sill trim with gasket.

IGLO ENERGY ALUCOVER

PVC WINDOW



SYSTEM STRUCTURE



82 mm
Installation Depth



U Factor = 0.139
Thermal Transmittance

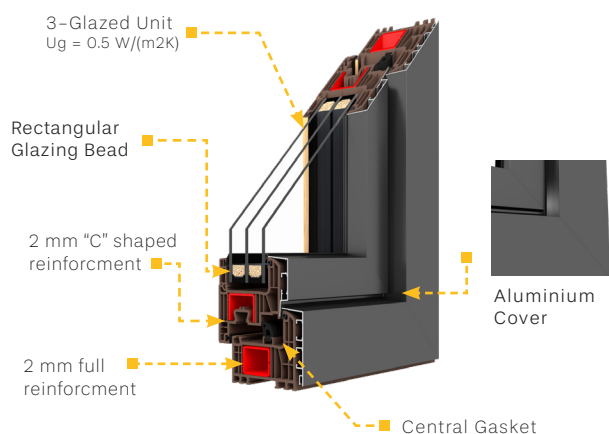


Rw to 44 dB
Soundproofing




Opening Direction
Inwards

IGLO ENERGY ALUCOVER



Aluminium Cover

The aluminium overlay enhances the window's resistance against external elements, ensuring a lasting and reliable solution.



Standard:

- MACO MULTI-MATIC KS fittings, featuring **4 anti-theft strikers** with a sleek Silber-Look anti-corrosion coating for long-lasting protection and smooth operation of the fitting.
- Sash lifter (lifting mishandling device- depending on the window height).
- **Microventilation** in tilt and turn windows.
- Hinge covers available in 4 colors: white, silver, light brown and brown.
- Dublin window handle.
- **3-glazed (2-chamber) units** infilled with argon gas with $U_g = 0.5 \text{ W/(m}^2\text{k)}$.
- Swisspacer ultimate edge.
- Rectangular glazing bead.
- **2 EPDM gaskets** (external and internal) + 1 central gasket made of foamed EPDM, gasket available in black.
- Gasket filling the lower fittings groove.
- **2 mm full (closed) steel reinforcement** steel frame reinforcement "c" shaped steel reinforcement.
- RALL matt varnish.
- 5-chamber PVC under-sill trim with gasket.

IGLO 5 COLLECTION

PVC WINDOW



SYSTEM STRUCTURE

The profile has a 5-chamber construction with an installation depth of 70 mm. It features steel reinforcement of the sash and frame. The window is fitted with a double EPDM gasket: external and internal.



70 mm
Installation Depth



U Factor = 0.166
Thermal Transmittance



Rw to 44 dB
Soundproofing



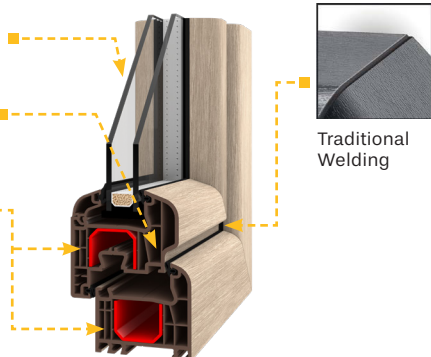
Opening Direction
Inwards

IGLO 5

2-Glazed Units
 $U_g = 1.1 \text{ W/(m}^2\text{K)}$

Half-Flush Profile

1.5 mm "c" shaped
reinforcement

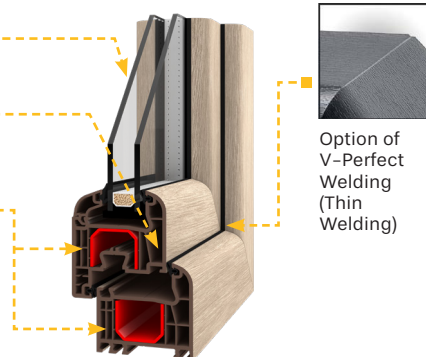


IGLO 5 CLASSIC

2-Glazed Units
 $U_g = 1.1 \text{ W/(m}^2\text{K)}$

Non-Flush Profile

1.5 mm "c" shaped
reinforcement



Standard:

- MACO MULTI-MATIC KS fittings, featuring **2 anti-theft strikers** with a sleek Silber-Look finish glass-pane spacer made of galvanized steel for enhanced durability.
- Sash lifter (lifting mishandling device- depending on the window height).
- **Microventilation** in tilt and turn windows.
- Hinge covers available in 4 colors: white, silver, light brown and brown.
- Aluminium handle.
- **2-glazed (1-chamber) units** infilled with argon gas with $U_g = 1.1 \text{ W/(m}^2\text{k)}$.
- Glass-pane spacer made of galvanised steel.
- **2 EPDM gaskets** in black (both external and internal).
- Gasket filling the lower fittings groove.
- **1.5 mm steel reinforcement** for frame and sash (2 mm for balcony door sash) in the "c" shaped.
- Profile core in white.
- 5-chamber PVC under-sill trim with gasket.

IGLO LIGHT

PVC WINDOW



SYSTEM STRUCTURE

5-Chamber A-Class Profile with a 2.76-inch (70 mm) installation depth. Made exclusively from primary material, the system incorporates an innovative steel reinforcement (35 mm x 24 mm x 2 mm) in the chamber, providing exceptional strength and stability.



70 mm
Installation Depth



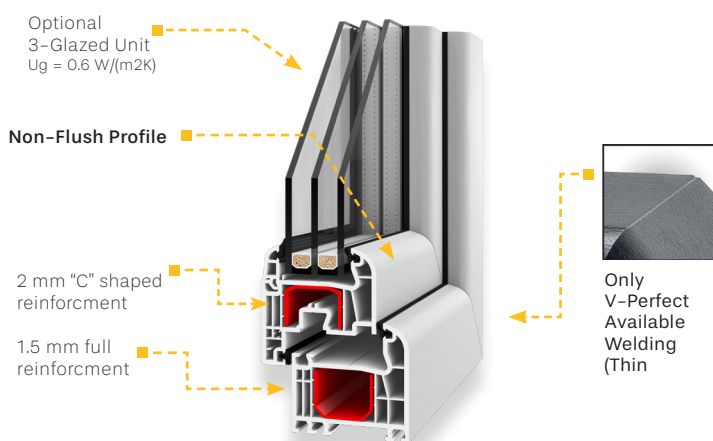
U Factor = 0.148
Thermal Transmittance



Rw to 44 dB
Soundproofing



Opening Direction
Inwards



Standard:

- MACO MULTI-MATIC KS fittings, featuring **2 anti-theft strikers** with a sleek Silber-Look finish glass-pane spacer made of galvanized steel for enhanced durability.
- Sash lifter (lifting mishandling device- depending on the window height.
- **Microventilation** in tilt and turn windows.
- Hinge covers available in 4 colors: white, silver, light brown and brown.
- Aluminium handle.
- **2-glazed (1-chamber) units** infilled with argon gas with $U_g = 1.1 \text{ W/(m}^2\text{k)}$.
- Glass-pane spacer made of galvanised steel.
- **2 EPDM gaskets** in black (both external and internal).
- Gasket filling the lower fittings groove.
- **1.5 mm steel reinforcement** for frame and sash (2 mm for balcony door sash) in the "c" shaped.
- Profile core in white.
- 5-chamber PVC under-sill trim with gasket.
- V-Perfect Welding

IGLO-HS AND IGLO-HS ALUCOVER

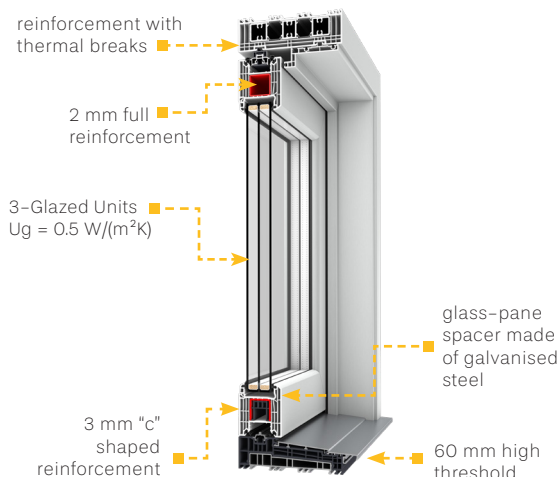
LIFT AND SLIDE PVC TERRACE SYSTEM



IGLO HS

194 mm
Installation Depth

U Factor = 0.125
Thermal Transmittance



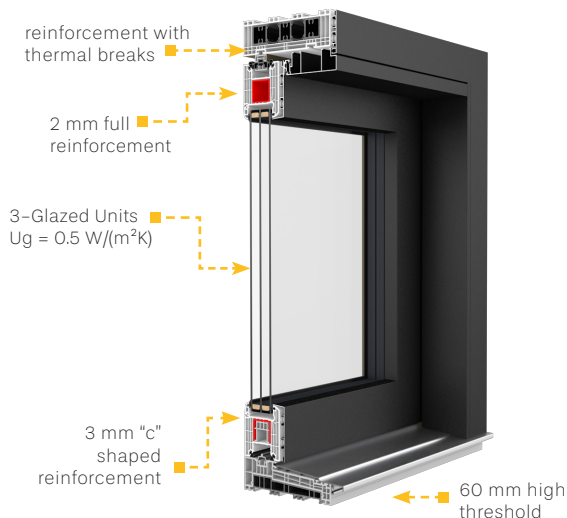
Standard:

- G-U lift and slide fittings with 3 locking bolts.
- Micro-ventilation striker.
- Aluminium handle on the inside, recessed grip on the outside.
- Glass-pane spacer made of galvanised steel.
- Internal velour gasket, external EPDM and brush gasket in black.
- Frame reinforcement made of high quality aluminium sections with thermal breaks, sash reinforcement: top and vertical full (closed) steel, 2mm thick. Bottom- steel, channel-shaped, 3 mm thick.
- Profile core in white.
- Non-flush sash profile.
- System carts with a load capacity of 300 kg.
- PVC low threshold with aluminium reinforcement and overlay.

IGLO HS ALUCOVER

194 mm
Installation Depth

U Factor = 0.143
Thermal Transmittance



Standard:

- G-U lift and slide fittings with 3 locking bolts.
- Micro-ventilation striker.
- Aluminium handle on the inside, recessed grip on the outside.
- Glass-pane spacer made of galvanised steel.
- Internal velour gasket, external EPDM and brush gasket in black.
- Frame reinforcement made of high quality aluminium sections with thermal breaks, sash reinforcement: top and vertical full (closed) steel, 2mm thick. Bottom- steel, channel-shaped, 3 mm thick.
- Profile core in white.
- Non-flush sash profile.
- System carts with a load capacity of 300 kg.
- PVC low threshold with aluminium reinforcement and overlay.

IGLO AND EDGE SLIDE

SLIDING PVC TERRACE SYSTEM



IGLO SLIDE



82 mm
Installation Depth

2-Glazed Units
 $U_g = 1.1 \text{ W/(m}^2\text{k)}$

over 200
colors



Standard:

- Siegenia System fittings equipped with height-adjustable carts.
- Aluminium handle.
- 24 mm glazing package, 2-glazed (1-chamber) filled with argon gas, with $U_g = 1.1 \text{ W/(m}^2\text{k)}$.
- Galvanised steel spacer.
- Comes with the V-perfect welding (also known as thin welding).
- Brush sealing.
- Black gaskets.
- 2 mm steel reinforcement for frame and sash.

IGLO EDGE SLIDE



82 mm
Installation Depth



U Factor = 0.143
Thermal Transmittance

3-Glazed Units

over 200
colors



Standard:


- 7-Chamber System with an installation depth of 82 mm.
- Siegenia System fittings equipped with height-adjustable carts.
- Aluminium handle.
- 24-58 mm glazing package.
- Comes with the V-perfect welding (also known as thin welding).
- Brush sealing.
- Black gaskets.
- 2 mm steel reinforcement for frame and sash.


MB-86N SI | MB-79N SI


ALUMINIUM WINDOW




MB-86N SI

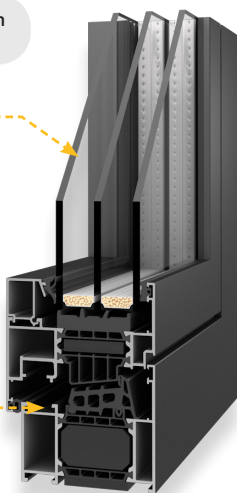
 **70 mm**
Installation Depth

 **U Factor = 0.136**
Thermal Transmittance

 **Opening Direction**
Inwards

Optional  **3-Glazed Units**
 $U_g = 0.5 \text{ W/(m}^2\text{K)}$


Central Gasket 





Standard:


- MACO-MULTI-MATIC KS fittings with 2 anti-theft strikers with Silber-Look anticorrosion coating for long-lasting protection and smooth operation of the fitting.
- Sash lifter (lifting mishandling device—depending on window height).
- Microventilation in tilt and turn windows.
- Hinge covers in 3 colors: white, silver, and brown.
- Aluminium handle.
- 2-glazed (1 chamber) units infilled with argon gas with $U_g = 1.1 \text{ W/(m}^2\text{k)}$.
- 1 EPDM gaskets + 1 central gasket made of foamed EPDM, gaskets available in black.
- RAL matt color: white (9017), anthracite (7016).

MB-79N SI

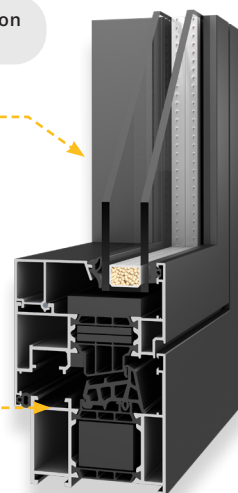
 **70 mm**
Installation Depth

 **U Factor = 0.143**
Thermal Transmittance

 **Opening Direction**
Inwards

Optional  **3-Glazed Units**
 $U_g = 0.5 \text{ W/(m}^2\text{K)}$

Central Gasket 



Standard:

- MACO-MULTI-MATIC KS fittings with 2 anti-theft strikers with Silber-Look anticorrosion coating for long-lasting protection and smooth operation of the fitting.
- Sash lifter (lifting mishandling device—depending on window height).
- Microventilation in tilt and turn windows.
- Hinge covers in 3 colors: white, silver, and brown.
- Aluminium handle.
- 2-glazed (1 chamber) units infilled with argon gas with $U_g = 1.1 \text{ W/(m}^2\text{k)}$.
- 1 EPDM gaskets + 1 central gasket made of foamed EPDM, gaskets available in black.
- RAL matt color: white (9017), anthracite (7016).

DUOLINE COLLECTION

ALUMINIUM WINDOW AND TERRACE SYSTEM



DUOLINE | Window System



68/78/88 mm
Installation Depth



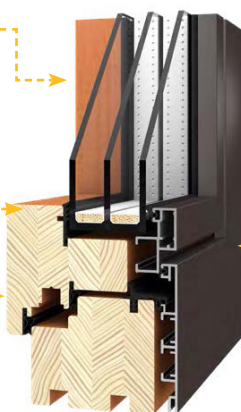
U Factor = 0.139 - 0.159
Thermal Transmittance

Optional
3-Glazed Units
 $U_g = 0.5 \text{ W/(m}^2\text{K)}$

wide range
of colors

profile made
of pine wood

aluminium part
available
in more
than 200
colors



Standard:

- MACO MULTI-MATIC KS fittings with 2 anti-theft strikers with Silber-look anti-corrosion coating for long-lasting protection and smooth operation of the fitting.
- Sash lifter (lifting mishandling device- depending on the window height).
- Microventilation in tilt and turn windows.
- Hinge covers in 4 colors: white, silver, light brown and brown.
- 3 gaskets.
- 2-glazed (1-chamber) units infilled with argon gas with $U_g = 1.1 \text{ W/(m}^2\text{k)}$.
- Glass Pane spacer made of galvanised steel.
- Drip cal facilitating water drainage.
- Aluminium handle.
- Standard color for wooden part of window, aluminium RAL matt color: white (9016), anthracite (7016).

DUOLINE | Terrace System



68/78/88 mm
Installation Depth



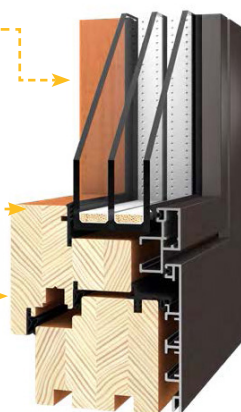
U Factor = 0.139 - 0.159
Thermal Transmittance

Optional
3-Glazed Units
 $U_g = 0.5 \text{ W/(m}^2\text{K)}$

wide range
of colors

profile made
of pine wood

aluminium part
available
in more
than 200
colors



Standard:

- MACO MULTI-MATIC KS fittings with 2 anti-theft strikers with Silber-look anti-corrosion coating for long-lasting protection and smooth operation of the fitting.
- Sash lifter (lifting mishandling device- depending on the window height).
- Microventilation in tilt and turn windows.
- Hinge covers in 4 colors: white, silver, light brown and brown.
- 3 gaskets.
- 2-glazed (1-chamber) units infilled with argon gas with $U_g = 1.1 \text{ W/(m}^2\text{k)}$.
- Glass Pane spacer made of galvanised steel.
- Drip cal facilitating water drainage.
- Aluminium handle.
- Standard color for wooden part of window, aluminium RAL matt color: white (9016), anthracite (7016).

MB-77HS HI AND MB-77HS HI MONORAIL

LIFT AND SLIDE ALUMINIUM TERRACE SYSTEM



MB-77HS HI



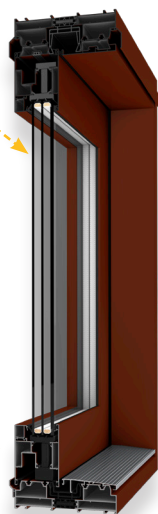
174 mm
Installation Depth



U Factor = 0.176
Thermal Transmittance

3-Glazed Units
 $U_g = 0.5 \text{ W/(m}^2\text{K)}$

over 200
colors



Standard:

- G-U lift and slide fittings with 3 locking bolts.
- Micro-ventilation striker.
- Aluminium handle on the inside, recessed grip on the outside.
- 2-glazed (1-chamber) units infilled with argon gas, with $U_g = 0.5 \text{ W/(m}^2\text{K)}$.
- Glass-pane spacer made of galvanised steel.
- 2 EPDM gaskets in black (external and internal).
- System carts with a load capacity of 300 kg.
- 48 mm high threshold.
- RAL matt color: white (9016), anthracite (7016).

MB-77HS HI MONORAIL



174 mm
Installation Depth



U Factor = 0.132
Thermal Transmittance

Optional
3-Glazed Units
 $U_g = 0.5 \text{ W/(m}^2\text{K)}$

over 200
colors



Standard:

- G-U lift and slide fittings with 3 locking bolts.
- Micro-ventilation striker.
- Aluminium handle on the inside, recessed grip on the outside.
- 2-glazed (1-chamber) units infilled with argon gas, with $U_g = 0.5 \text{ W/(m}^2\text{K)}$.
- Glass-pane spacer made of galvanised steel.
- 2 EPDM gaskets in black (external and internal).
- System carts with a load capacity of 300 kg.
- 48 mm high threshold.
- RAL matt color: white (9016), anthracite (7016).

MB SLIDE AND FOLD

ALUMINIUM SLIDING AND FOLDING SYSTEMS



MB-SLIDE



50/97 mm
Installation Depth

2-Glazed Units



Standard:

- System fittings.
- Designed to construct thermally insulated sliding doors and windows.
- May be built into brick walls, aluminium facades, winter gardens, or casement elements.
- Maximum dimensions of leaves: H: 2500 mm, L: 1800 mm, max weight: 160 kg.

MB-86 FOLD LINE



86 mm
Installation Depth



U Factor = 0.194
Thermal Transmittance

Optional
3-Glazed Units
 $U_g = 0.5 \text{ W/(m}^2\text{K)}$

over 200
colors



Standard:

- System fittings.
- Hinge covers in 3 colors: white, silver and black.
- Aluminium handle.
- 2-glazed (1-chamber) units infilled with argon gas with $U_g = 1.1 \text{ W/(m}^2\text{K)}$.
- 2 EPDM gaskets (external and internal), gaskets available in black.
- RAL matt color: white (9016), anthracite (7016).
- The system is equipped with a thermal break made of glass fiber reinforced polyamide.

ALUMINIUM COLORS

COLOR PALETTE | RAL and Aluprof Color Collection



ILLUSTRATIVE SMOOTH MATT PAINTS




RAL 3004




RAL 6005



RAL 7001



RAL 7016




RAL 8019



RAL 9005



RAL 9006



RAL 9007



RAL 9016

PEARL COLORS

1035 | 1036 | 2013 | 3032 | 3033 | 4011 | 4012 | 5025 | 5026 | 6035 | 6036 | 7048 | 8029 | 9022 | 9023
possible to make with an extra charge.

ILLUSTRATIVE METALLIC PAINTS WITH STRUCTURE




METALLIC WHITE




METALLIC BEIGE



METALLIC BROWN



METALLIC RED




RUSTY BROWN



METALLIC GREY



MODERN GREY



METALLIC ASH




METALLIC BLACK

ILLUSTRATIVE SPECIAL EFFECT PAINTS




ANODIC SILVER



ANODIC OLIVE



GOLDEN OAK




ANODIC GREY




ANODIC
PLATINIUM



NUT



ANODIC BRONZE



ANODIC BROWN


UNAVAILABLE RAL COLORS

1035 | 1036 | 2013 | 3032 | 3033 | 4011 | 4012 | 5025 | 5026 | 6035 | 6036 | 7048 | 8029 | 9022 | 9023 |
1026 | 2005 | 2007 | 3024 | 3026 | 6038.


PVC COLORS




ANTHRACITE



BASLAT GREY




CHOCOLATE
BROWN



CREAM




DARK GREEN




DARK OAK




DARK RED




DOUGLAR FUR




FX WHITE




GOLDEN OAK



GREY



MACORE




MAHOGANY



MOSS GREEN




NATURAL OAK



NUT



OREGON



QUARTIZE GREY



ROSEWOOD



SHEFFIELD OAK
LIGHT



SMOOTH
ANTHRACITE



TURNER OAK



WINCHESTER

Please note that due to the printing process, the actual colors may vary slightly from those depicted in the photographs.

We recommend comparing the colors with the samples provided by the seller for the most accurate representation.



GLASS PANES

We offer many types of glass panes that are characterised by the highest quality of workmanship. Choose panes for your windows that will meet your expectations and give your interior unique character.




MATTE



STRIPPED
SANDBLASTED GLASS



REFLECT BROWN
6 MM



REFLECT BLUE
6 MM




FLOAT
4, 6, 8, 10 M



LAMINATED GLASS




CHINCHILLA
ORNAMENT




DELTA
ORNAMENT




SILVIT
ORNAMENT



CATHEDRAL
ORNAMENT



MASTER CARRE
ORNAMENT



RAIN
ORNAMENT



ANTISOL GREEN




ANTISOL BROWN



ANTISOL GREY



ANTISOL BLUE



MIRASTAR

MUTIN BARS

Create an elegant and unique look for your windows, these mutin bars can be used on all of our windows.

PVC Glued on Mutin Bars



Glued on mutin bar in widths of 27 mm, 45 mm or 65 mm.

Available in our colour palette.

Internal Aluminium Mutin Bars



Internal mutin bars in widths of 8 mm, 18 mm, 26 mm or 45 mm. Available colours: white, gold, silver, golden oak, dark oak, mahogany, nut, macore, winchester, and RAL 8022.

FITTINGS



STANDARD HINGES



CONCEALED HINGES
Invisible when window is closed.



HINGE COVERS



COMFORT FITTINGS
Handle in the bottom part of the window sash.



FRICTION BRAKE
Protects against spontaneous opening or closing of window and door sashes.



GRADUAL TILT MECHANISM
Allows the window to be tilted in 5 positions.



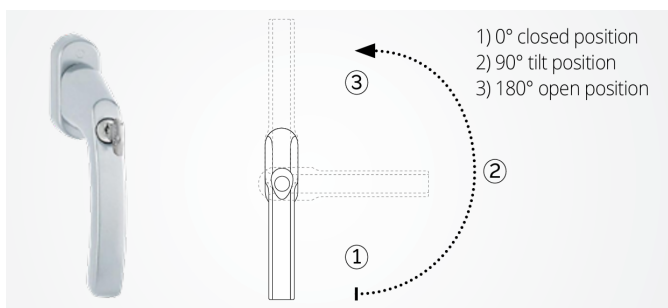
TRANSOM WINDOW LOCK
Allows the transom window to be opened or closed mechanically in places that are difficult to access.



REED SWITCH
Magnetic window and door opening sensor is a part of the Smart Home access control system or alarm system.

TBT (Tilt Before Turn Fittings)

Tilt position before opening – key protection against full opening of the window.



GLASS-PANE SPACERS

The glass-pane spacers contribute to the thermal insulation of the glazed units. Drutex already offers glasspane spacer made of galvanised steels as a standard, which are characterised by very good thermal insulation, much better than aluminium spacers. The Swisspacer Ultimate plastic spacer is available as an option.



STANDARD



SWISSPACER ULTIMATE

Available in black, brown and grey.


Swiss pacer spacers have a low heat conduction coefficient and minimize heat loss from the inside to the outside in winter. A warm edge is the sealing of the edges of an insulating glass unit, in which the spacer between the panes is made of a material with a low thermal conductivity coefficient.

BALCONY THRESHOLDS

FOR PVC AND ALUMINIUM SYSTEMS



PVC SYSTEMS



STANDARD PVC FRAME THRESHOLD

Available for:

- IGLO ENERGY & IGLO ENERGY CLASSIC
- IGLO 5 & IGLO 5 CLASSIC
- IGLO EXT
- IGLO LIGHT



20 MM ALUMINIUM THRESHOLD

Available for:

- IGLO 5
- IGLO 5 CLASSIC
- IGLO LIGHT
- IGLO EXT




WOODEN THRESHOLD

Available for:

- IGLO 5
- IGLO 5 CLASSIC
- IGLO LIGHT
- IGLO EXT

OPTIONAL THRESHOLDS FOR IGLO ENERGY COLLECTION



COMBI 20 MM



COMBI PLAN 0.0 MM


ALUMINIUM SYSTEM



STANDARD ALUMINIUM THRESHOLD

Available for:

- All aluminium systems.



STANDARD DUOLINE THRESHOLD

Available for:

- All DUOLINE systems.



VENTILATION



AERECO AMO
Pressure Ventilator

- Available in colors:**
- White
 - RAL: 9005, 8001, 8017, 7015



VENTAIR SIMPRESS
Pressure Ventilator

- Available in colors:**
- White
 - RAL: 8003, 8017, 7016



AERECO EXR
Acoustic Hygro-Regulated Ventilator

- Available in colors:**
- White
 - RAL: 8001, 8017, 7016, 7045



AERECO EMM
Hygro-Regulated Ventilator

- Available in colors:**
- White
 - RAL: 8001, 8017, 7016, 7045



RADAKS

Not available for IGLO Premier and IGLO EXT windows.

- Available in colors:**
- White
 - Gasket in black or grey.



REGEL
Air

Not available for IGLO Premier and IGLO EXT windows.

- Available in colors:**
- White
 - Gasket in black or grey.



MACO VENT

Not available for IGLO Premier and IGLO EXT windows.

- Available in colors:**
- White
 - Gasket in black or grey.



RENSOM THM 90
Ventilator with a Drip Cap

- Available in colors:**
- RAL 7016, 8019, 9005, 9006, 9016

HANDLES

WINDOW HANDLES



**STANDARD WINDOW
HANDLE**



**STANDARD HANDLE
WITH KEY**



IE WINDOW HANDLE



**DUBLIN WINDOW
HANDLE**



**DUBLIN HANDLE WITH
PUSH-BUTTON**



**DUBLIN HANDLE WITH
KEY**

TERRACE HANDLES



**HANDLE FOR IGLO-HS
SYSTEM (STANDARD)**



**HANDLE FOR IGLO-HS
SYSTEM (SINGLE-SIDED)**



**DOUBLE SIDED BALCONY
DOOR WITH PZ-PLATE**



**DOUBLE SIDED BALCONY
DOOR WITH PZ-PLATE
With Double-Sided Insert**

ADAPTIVE ROLLER SHUTTERS

ALUMINIUM ROLLER SHUTTER SYSTEM

ALUMINIUM LATHS

Filled with Polyurethane Foam

HEIGHT

137 mm | 165 mm or 180 mm

BOX

Revision from the Outside

CONSOLE

Steel

A system of external aluminium roller shutters is designed in the already existing buildings. The roller shutter is entirely made out of aluminium, available in the chosen color shades from the RAL palette and wooden-like colors. It's rigid construction is ensured by the high quality materials. A sheet which makes the cover of the console, is subject to a unique system of multiple bends which increases its strength.



90 DEG FLUSH-MOUNTED ROLLER SHUTTER

Dimensions: 137 x 137 mm, 165 x 165 mm, or 180 x 180 mm (width and height of the box). The flush mounted roller shutter has an external revision. Thanks to plaster carrier (extra option), it is suitable for a direct plastering.



OVAL ROLLER SHUTTER

Dimensions: 139 x 145 mm, 167 x 171 mm, 182 x 190 mm (width and height of the box). Thanks to its shape, it makes an interesting decorative element of the building.



45 DEG ROLLER SHUTTER

Dimensions: 137 x 137 mm, 165 x 165 mm and 180 x 180 mm (width and height of the box). The system is made of a bent sheet. It's characterised with a high construction rigidity.



A roller shutter box, thanks to a rich array of colors can be decorative element of a building.

Access to the box for 45 degree roller shutter and oval roller shutter – from the front, while for flush-mounted roller shutters – from the bottom.

A box and roller guides available in a rich RAL palette color thanks to the roller shutters.

A roller shutter curtain that's built out of aluminium profiles, filled with polyetherane foam, rolled into a box and located on the wall or in the window frame.

A bottom slat with a hidden stop, available in the chosen color options from the RAL palette, which allows to maintain consistency with the building's facade and moreover, affects the elegance of the construction.

There is a possibility of making an insect screen integrated with the roller shutter.

Boxes and roller guides are available in the RAL palette colors.



UNAVAILABLE RAL COLORS

1035 | 1036 | 2013 | 3032 | 3033 | 4011 | 4012 | 5025 | 5026 | 6035 | 6036 | 7048 | 8029 | 9022 | 9023 | 1026 | 2005 | 2007 | 3024 | 3026 | 6038.

RN TOP-MOUNTED ROLLER SHUTTERS

RN 170, 180, 215, 224

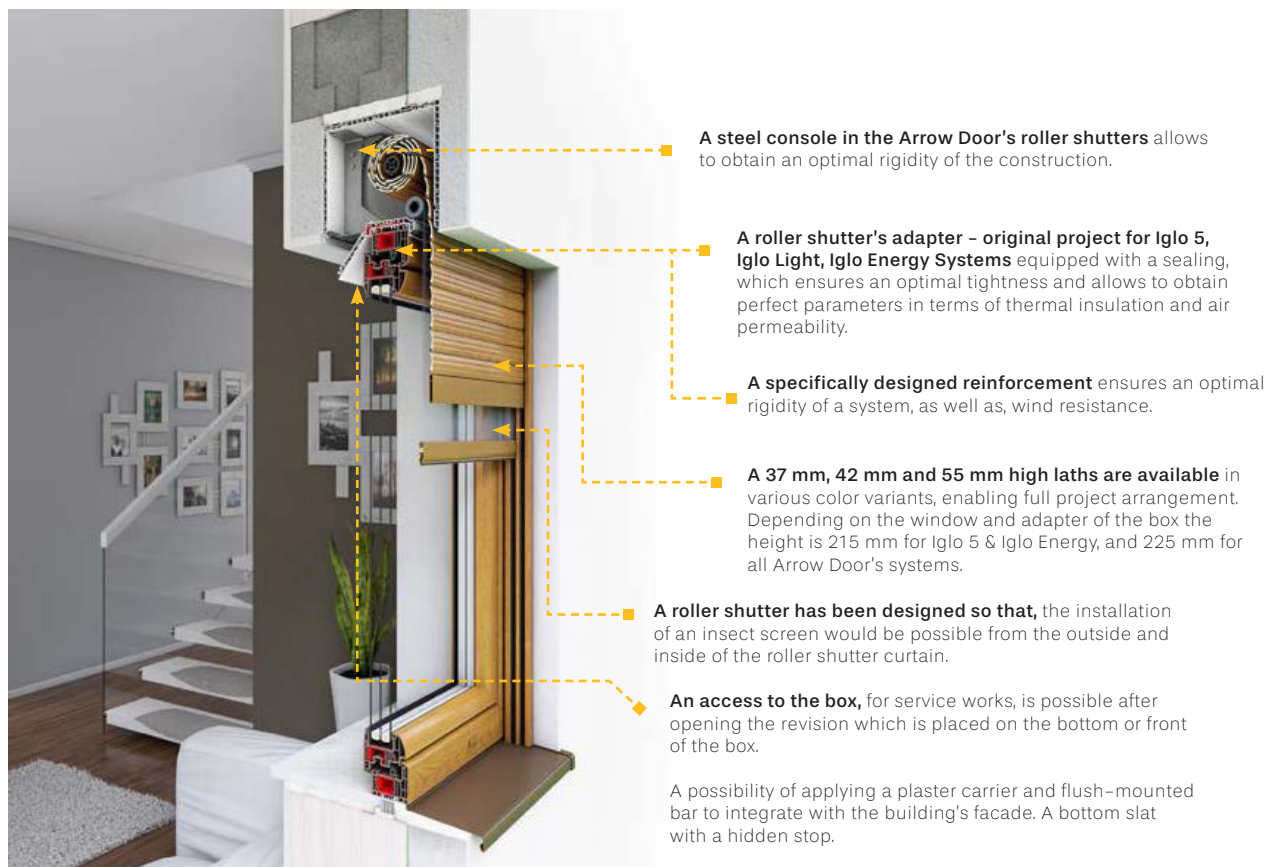
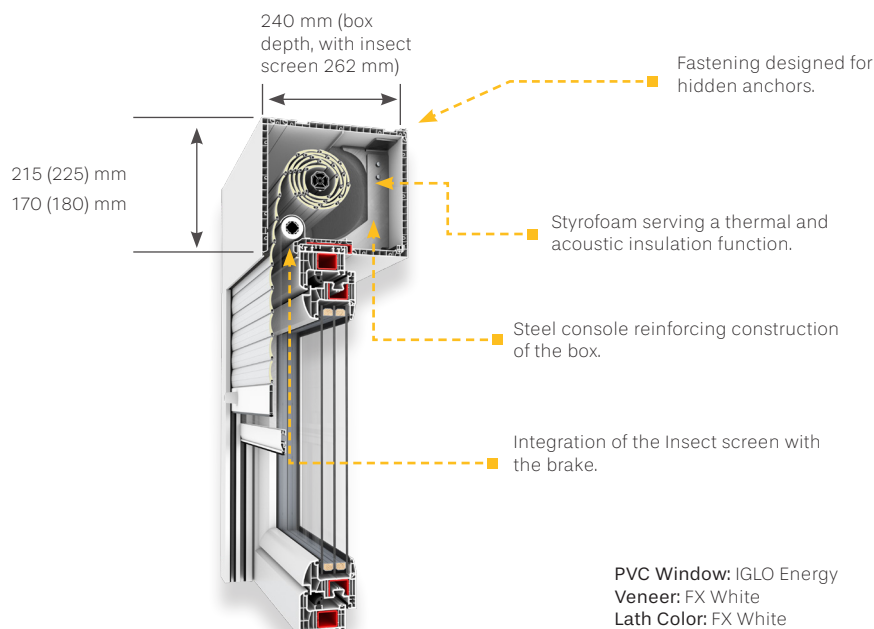
ALUMINIUM LATHS
Filled with Polyurethane Foam

HEIGHT
170 or 180 mm | 215 mm or 225 mm

BOX
Side of the box in the shape of a rectangle.

CONSOLE
Steel

Arrow Door's top-mounted roller shutters are a result of our own research and development department. Multiple innovation solutions, ensuring not only a comfort of use, but also excellent parameters in terms of energy efficiency have been implemented there. The roller shutter's can be equipped with an electric motor with detection, which makes an influence on the security level. It can be controlled, among others, from a smartphone device.




RS TOP-MOUNTED ROLLER SHUTTERS

ROLLER SHUTTERS WITH STYROFOAM BOX

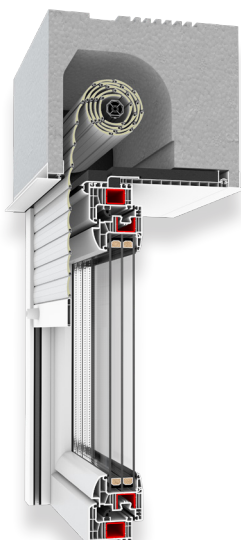
The product enables also matching the box depth to the wall depth. We offer the following dimensions: 260 mm, 300 mm, 365 mm and 425 mm.

EVEN BETTER INSULATION

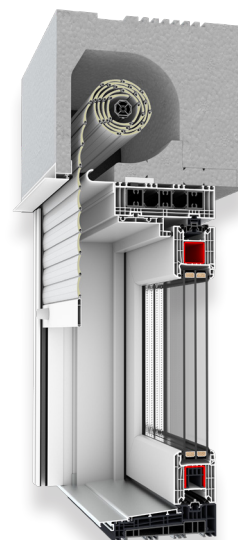
Great thermal and acoustic insulation parameters ensure high comfort of use. The box itself, as standard, provides mute on the level up to 49/47 dB. The roller shutters also have a significant impact on reducing the heat loss in the building.



With revision from the outside.



With revision from the inside.



For HS system revision from the outside.



■ **Great thermal and acoustic insulation.**

■ **The roller shutter is made of EPS styrofoam, (expanded polystyrene).**

■ **A roller shutter's construction and building facilitates the process of installation, plastering and facade's tooling.**

■ **Lath's filled with polyurethane foam, with a width of 37 mm, 42 mm, and 55 mm are available in various color variants, enabling a full project arrangement.**

■ **A bottom slat, available in various options from the RAL palette.**


◆ **Installation of an insect screen is possible from the inside of the roller shutter's curtains, which significantly affects the construction's functionality.**

■ **A roller guide (available in our array of Renolit colors).**

■ **A possibility of applying aluminium roller guides.**

ROLLER SHUTTER COLOR SCHEME


ROLLER SHUTTER CURTAIN COLOR SCHEME



OPTIONAL

ROLLER GUIDES COLOUR SCHEME FOR RS ROLLER SHUTTERS

ROLLER GUIDES AND BOXES COLOUR SCHEMES FOR RN ROLLER SHUTTERS



AVAILABLE COLORS FOR THE PARTICULAR LATH HEIGHTS



01 Silver
02 White
03 Grey
05 Beige
08 Dark Brown
09 Brown

20 Black
23 Anthracite
24 Golden Oak
28 Nut
61 Moss Green
62 Grey Aluminium



01 Silver
02 White
03 Grey
08 Dark Brown
20 Black
23 Anthracite



02 White
03 Grey
08 Dark Brown
23 Anthracite

SMART HOME

FOR WINDOWS, TERRACE AND ROLLER SHUTTER SYSTEMS



SMART HOME

Intelligent control systems for window automation via remote control, tablet or smartphone are becoming increasingly popular with customers, allowing the system to also be managed remotely while they are away. There is the option of opening and closing windows individually, in groups as well as time-based programming and connection to other intelligent systems in the house.

TaHoma® Switch



Windows, doors, roller shutters, Venetian blinds, gates and wickets that, thanks to the intelligent control unit from Somfy – TaHoma® switch, can open or close by themselves at selected times of the day, can tilt or slide in integrated groups or individually, offering us full control and surveillance of our home, even when we are not inside. The TaHoma® switch also allows us to manage the lighting in the house and garden.

G-U AUTOMATICS



A modern system designed for HS system solutions.

Functions:

- opening and closing
- operation via remote control and/or smartphone app

BleBox Product Line



These are miniature devices that allow you to open and close doors, windows, roller shutters, awnings, Venetian blinds, gates, manage lighting or the alarm system via your smartphone and tablet – even from anywhere in the world.

www.arrow-doors.com
email: sales@arrow-doors.com

Visit one of our locations:

2311 Touhy Ave
Elk Grove Village, IL 60007
224-285-0555

1609 S. Randall Road, Unit D
Algonquin, IL 60102
224-285-0555

We speak English and Polish.

FOLLOW US
ON FACEBOOK



**ARROW
DOORS**